


**JONSOL**

**JSM-60**



The high quality and reliability of Jonsol is ensured by years of experience in module manufacturing, well-engineered module design, EL testing and an automated manufacturing process.

## PERFORMANCE

- Fully-automated production lines and seamless monitoring of the process and material ensure the quality that the company sets worldwide
- High efficiency, monocrystalline silicon solar cells with high transmission and textured glass deliver a module efficiency of up to 18.3 %
- EL test ensure there are no hidden cracks on the cells
- 25-year linear performance guarantee and 15 years product warranty for proven efficiency and durability
- IP67 junction box for long-term weather endurance
- Plus-sorting guarantees highest system efficiency up to 5 Wp for higher yields at the same price



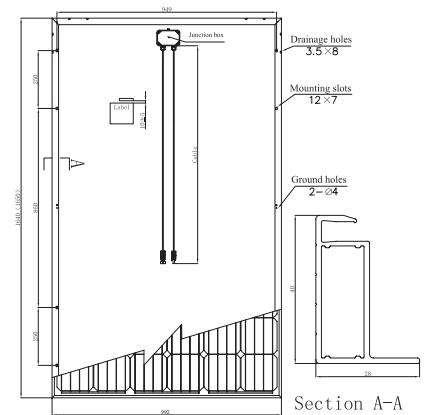
## ELECTRICAL DATA

## STC\*

	290	295	300
Nominal Max. Power (Pmax)	290 W	295 W	300 W
Opt. Operating Voltage (Vmp)	32.20 V	32.5 V	32.09 V
Opt. Operating Current (Imp)	9.03 A	9.07 A	9.12 A
Open Circuit Voltage (Voc)	39.70 V	40.0 V	40.02 V
Short Circuit Current (Isc)	9.58 A	9.62 A	9.67 A
Module Efficiency	17.72%	18.02%	18.33%
Operating Temperature	-40°C ≈ +85°C		
Max. System Voltage	1000 V (IEC)		
Module Fire Performance	CLASS C (IEC 61730)		
Max. Series Fuse Rating	15 A		
Application Classification	CLASS A		
Power Tolerance	0 ≈ +3% W		

\* Under Standard Test Conditions (STC) of irradiance of 1000 W/m<sup>2</sup>, spectrum AM 1.5 and cell temperature of 25°C.

## ENGINEERING DRAWING (mm)



## MODULE

## MECHANICAL DATA

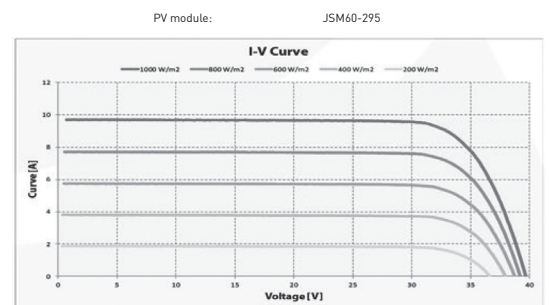
### SPECIFICATION

### DATA

Cell Type	Mono-crystalline, 6 inch
Cell Arrangement	60 (6*10)
Dimensions	1650*992*40 mm (64.5*39.1*1.57 in)
Weight	18.7 kg
Front Cover	3.2 mm tempered glass
Frame Material	Anodized aluminium alloy
J-Box	PV-GF20, IP67, 3 diodes
Cable	PV1-F 4mm <sup>2</sup>
Connectors	05-6
Standard Packaging	30 pieces, 605 kg (quantity & weight per pallet)
Module Pieces per Truck	840 pieces (40' HQ)

\* The application of this short length cable can only be used in portrait installation [clamping mounting method] systems in which the distance between modules should be less than or equal to 50 mm. In the event the distance between the PV modules to be installed is more than 50 mm, please make sure to consult our technical team for evaluation and advice.

## JSM-60 295 I-V CURVE



## TEMPERATURE

## CHARACTERISTICS

### SPECIFICATION

### DATA

Temperature Coefficient (Pmax)	- (0.410±0.05)%/°C
Temperature Coefficient (Voc)	- (0.320±0.01)%/°C
Temperature Coefficient (Isc)	(0.05±0.01)%/°C
Nominal Operating Cell Temperature	45°C±5°C

The specification and key features described in this datasheet may deviate slightly and are not guaranteed. Due to on-going innovation, research and product enhancement, Jonsol reserves the right to make any adjustment to the information described herein at any time without notice. Please always obtain the most recent version of the datasheet which shall be duly incorporated into the binding contract made by the parties governing all transactions related to the purchase and sale of the products described herein.

## SUPERIOR WARRANTY

